




Designed and  
Engineered  
in the UK. 

## CTHUP-PE01 CAN-Bus Integration for Peugeot



**CAN-Connect is the leading CAN-Bus integration solutions for the automotive industry.**



CAN-Connect ist die führende CAN-Bus-Integrationslösung für die Automobilindustrie.



CAN-Connect son las soluciones de integración CAN-Bus líderes en la industria del automóvil.



CAN-Connect est le leader des solutions d'intégration Can-bus de l'industrie automobile.



CAN-Connect è la principale soluzione di integrazione CAN-BUS nel settore automobilistico.

### Technical Support?

for technical support please use our  
dedicated system [support.connects2.com](http://support.connects2.com)

**Connects2.com**

  
...connecting to the aftermarket

### DISCLAIMER

The information provided in this document is subject to change without notice due to manufacturer changes and/or improvements to the product/s. This instruction manual is based on documented data and research. The manufacturer of this product cannot be held responsible for any changes made to the vehicle by the manufacturer or damages that may occur through the installation of this product in accordance with the steps outlined herein.

## Features

---

- Plug & play solution - head unit replacement made easy
- Supports Speed Pulse, Reverse, Park Brake, Illumination & 12V Ignition (where vehicle data allows)
- Dedicated OEM connectors to ISO connectors
- Perfect for installation of multimedia head units, reverse cameras & parking sensors

## Wire Colours

---

<b>Speed Pulse</b>	<b>Pink / Rosa / Rosado / Rose / Rosa</b>
<b>Reverse</b>	<b>Purple / Lila / Púrpura / Violet / Viola</b>
<b>Park Brake</b>	<b>Green / Grün / Verde / Vert / Verde</b>
<b>Illumination</b>	<b>Orange / Orange / Naranja / Orange / Arancia</b>
<b>Ignition 12V</b>	<b>Red / Rot / Rojo / Rouge / Rosso</b>

## Product Details

---

<u>Manufacturer</u>	<u>Model</u>	<u>Year(s)</u>	<u>Connector</u>
Peugeot	207	2006 >	Quadlock (Fakra)
Peugeot	208	2012 - 2019	Quadlock (Fakra)
Peugeot	307	2005 >	Quadlock (Fakra)
Peugeot	3008	2009 >	Quadlock (Fakra)
Peugeot	308	2007 >	Quadlock (Fakra)
Peugeot	407	2004 >	Quadlock (Fakra)
Peugeot	5008	2009 - 2013	Quadlock (Fakra)
Peugeot	607	2005 >	Quadlock (Fakra)
Peugeot	807	2005 >	Quadlock (Fakra)
Peugeot	Bipper	2008 >	Quadlock (Fakra)
Peugeot	Boxer	2008 >	Quadlock (Fakra)
Peugeot	Partner	2008 >	Quadlock (Fakra)

## LED Status Indicator

---

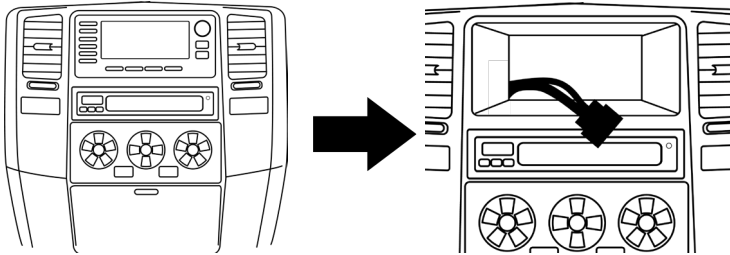
Flashing Green:	Searching
Green:	Vehicle recognised
Red:	Vehicle not recognised
No LED:	Interface in sleep mode

# Installation

---

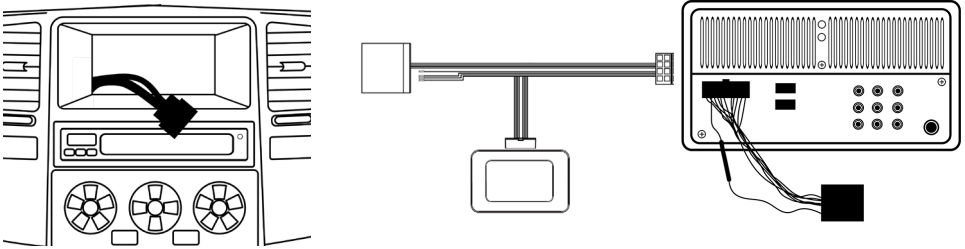
## Step 1.

Remove OEM head unit following manufacturers instruction.



## Step 2.

Connect vehicle specific connector to OEM harness. Connect ISO connector to aftermarket head unit.



\*Connect required analogue flying wires to aftermarket head unit using colour table.

## Step 3.

When connected appropriately and tested, re-assemble dashboard with aftermarket head unit.

